

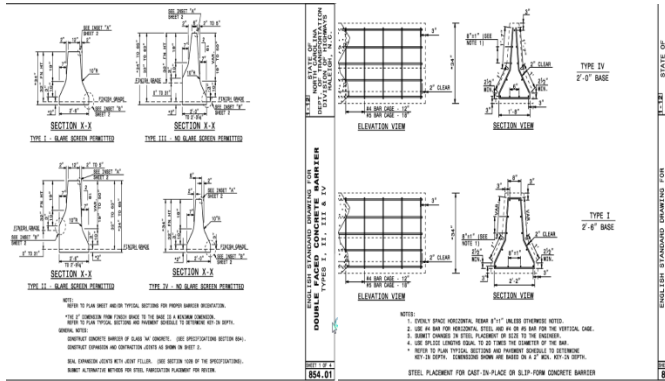
12_12 Concrete Barrier Linestyle (NTS)

Question:

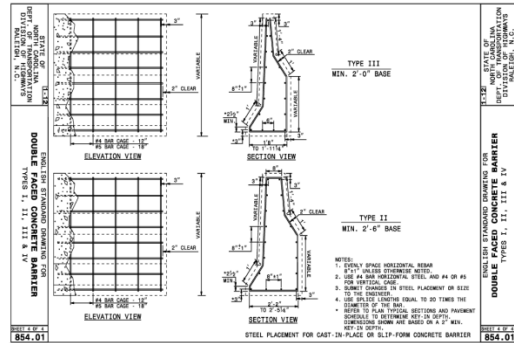
When placing concrete barriers with D&C Manager, the width of the line measures 3 feet at 50 scale. The width changes with the project scale. If the desired width is 1.5 feet, then what project scale do I need?

Answer:

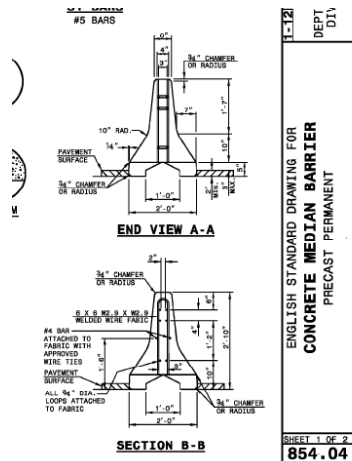
Concrete barriers varies in width depending on which type.



It's actually 29" wide for a type T double faced concrete barrier and variable up to 32 3/4" for the others.



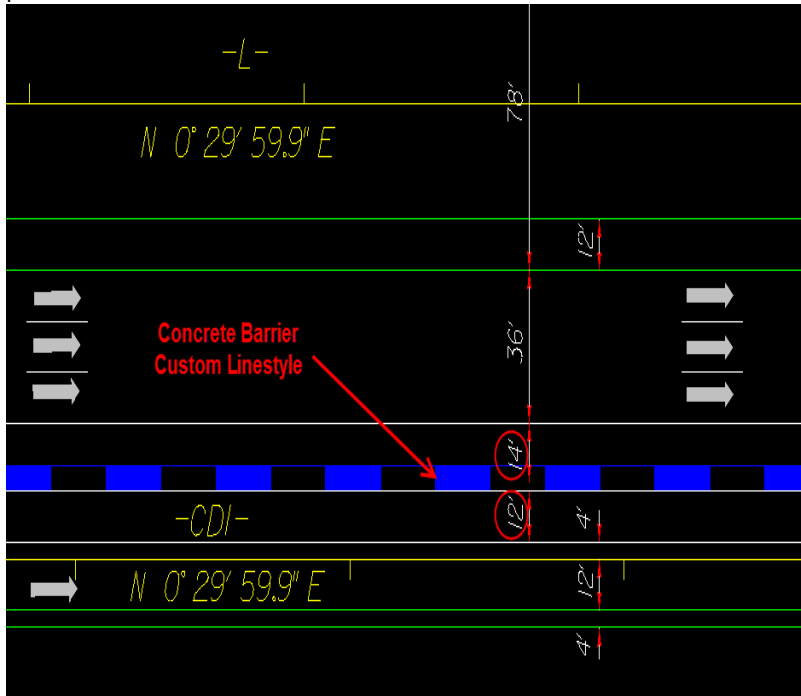
Precast Permanent Median Barriers should be 2' wide.



But regardless, the size of barrier should not change with the project scale. In other words, if the width is 2', then it should always measure 2' independent of 20, 50, or 100 scale used.

Since there's nothing to gain by creating all the possible widths of concrete barriers, most of which are variable in nature, one should assume the custom concrete barrier linestyle is "not to scale" (NTS) in plan view. One linestyle with a generic width of 3' at 50 scale should be used on plans to represent concrete barrier placement. There will be plan-clutter in some areas of concrete barrier because of this width. Please clean it up to the best of your ability.

Dimensioning shown on plans should delineate pavement and lane widths. Dimension labels to the toe of concrete barrier is incorrect. Below is typically how dimensioning should be shown when a concrete barrier is present on the plans.



If the barrier location must be labeled, then the center of barrier is preferred. The width of the barrier is still not to scale and cannot be assumed. A more practical solution is to label the necessary dimension for concrete barrier location and offset widths in the typical sections.

